



## SLIDE SHOW PRESENTATION PLANNING FORM

**Instructions:** Using the slide show presentation outline you created, use the boxes provided below to sketch the layout and design of each slide for your promotional slide show presentation. Present your sketches to your instructor for approval. You are required to create at least five slides for your presentation. Print additional copies of this document if you are including more than five slides.




Slide # \_\_\_\_\_




Slide # \_\_\_\_\_


THE TEEN ENTREPRENEUR  
PROJECT 17: PROMOTIONAL SLIDE SHOW



Slide # \_\_\_\_\_



Slide # \_\_\_\_\_



Slide # \_\_\_\_\_